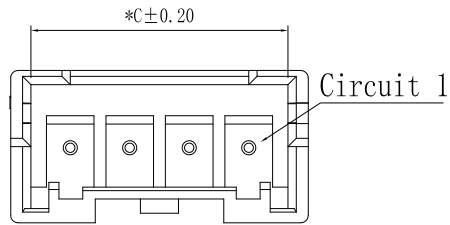


RoHS



Circuit 1



■ SPECIFICATIONS :

- Voltage Rating: 250V AC / DC
- Current Rating: 3A AC / DC
- Withstanding Voltage: 1000V AC/minute
- Temperature Range: -40°C~+105°C
- Insulation Resistance: 1000MΩ Min.
- Contact Resistance: 20mΩ Max.
- Suitable JVT2508T series Terminal
JVT2508H series HOUSING

■ Material:

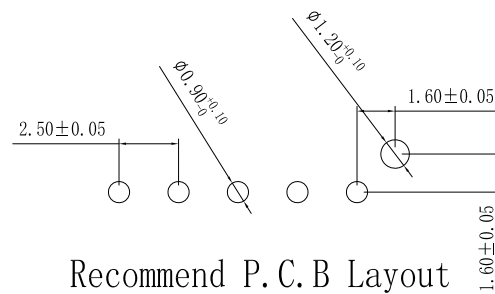
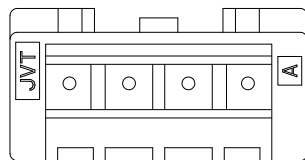
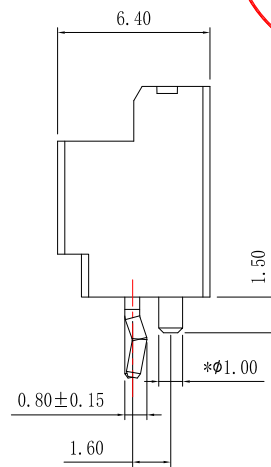
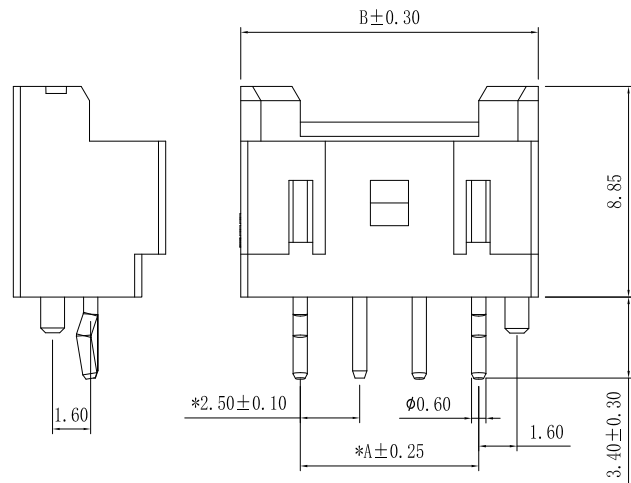
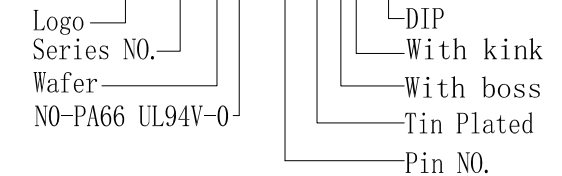
Material: Base:PA66 UL 94V-0
pin: Brass Tin-plated
Color:Natural

■ Packing specifications:

02~08P 1,000 pcs/bag
09~15P 500 pcs/bag

● * is the key control size

JVT2508WNO-XXSNPK-D



Recommend P. C. B Layout

Poles	DIM			Poles	DIM			Circuits	Press K	
	A	B	C		A	B	C		R	L
02	2.50	7.5	5.80	09	20.00	25.0	23.30	2P	P1. P2	—
03	5.00	10.0	8.30	10	22.50	27.5	25.80	3P	P1. P3	—
								4P	P1. P4	P2
04	7.50	12.5	10.80	11	25.00	30.0	28.30	5P	P1. P5	—
								6P	P1. P6	—
05	10.00	15.0	13.30	12	27.50	32.5	30.80	7P	P1. P7	—
								8P	P1. P8	—
06	12.50	17.5	15.80	13	30.00	35.0	33.30	9P	P1. P9	—
								10P	P1. P10	—
07	15.00	20.0	18.30	14	32.50	37.5	35.80	11P	P1. P11	—
								12P	P1. P12	—
08	17.50	22.5	20.80	15	35.00	40.0	38.30	13P	P1. P13	—
								14P	P1. P14	—
								15P	P1. P15	—

Version		Content of change		Date	Signature	<p>GENERAL TOLERANCE</p> 0 ±0.35 .0 ±0.30 .00 ±0.20 .000 ±0.10		<p>JVT 乔业连接器 JVT CONNECTORS</p>			Approved by	Check	Design	Standard	2.5mm 180° WAFER With boss	
						Unit	mm	Scale	1:1	Date	20150504	LI	CLYDE	LU	P/N	JVT2508WNO-XXSNPK-D
A		B		C		D		E		F		G		H		
												Map title		031	Version	A0