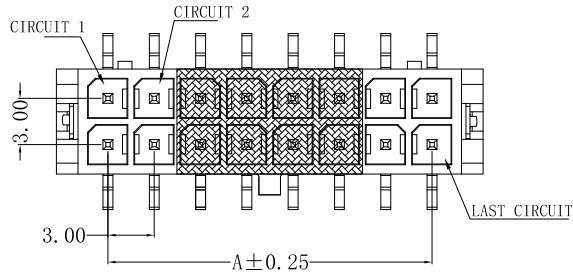


RoHS

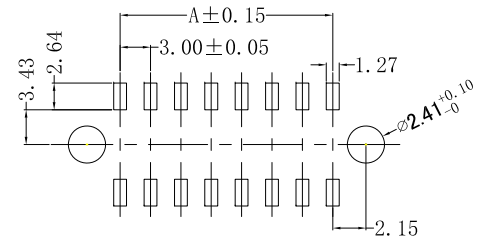
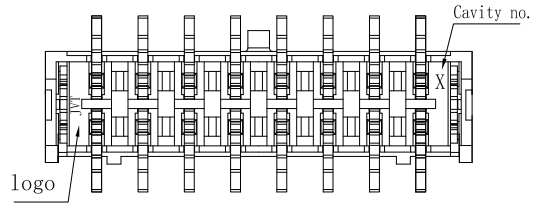
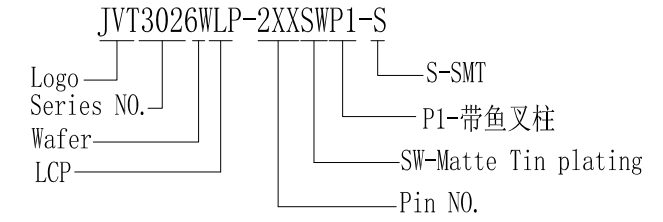
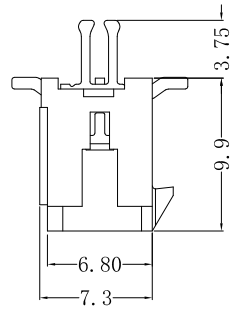
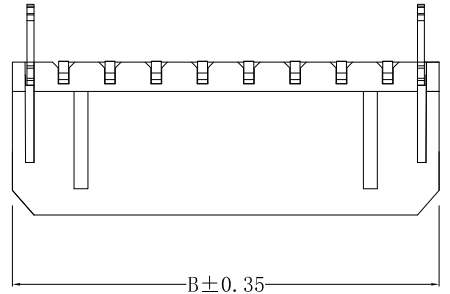
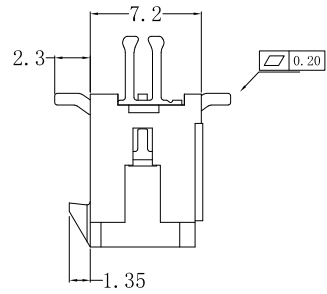


SPECIFICATION

- Voltage rating: 250V AC, DC
- Current Rating: 5A, AC, DC
- Withstand voltage: 1000V AC/minute
- Contact resistance: 10mΩ max
- Insulation resistance: 1000MΩ min
- After environmental testing: 20mΩ max
- Temperature range: -40° C ~ +105° C

WAFER

- Material: Base: LCP UL94V-0
- Mates With Part(s): JVT3025H Crimp Housing and Terminal



P. C. B LAYOUT

Poles	Dimensions (mm)		Poles	Dimensions (mm)	
	A	B		A	B
2*01	—	6.65	2*07	18.00	24.65
2*02	3.00	9.65	2*08	21.00	27.65
2*03	6.00	12.65	2*09	24.00	30.65
2*04	9.00	15.65	2*10	27.00	33.65
2*05	12.00	18.65	2*11	30.00	36.65
2*06	15.00	21.65	2*12	33.00	39.65

JVT3026WLP-2XXSW-S	LCP UL 94V-0	Brass	Tin Plated Fog	Brass	Tin Plated Fog
JVT3026WLP-2XXSN-S	LCP UL 94V-0		Tin-Plated		Tin-Plated
PART NO	Material	Material(Pin)	Finish(Pin)	Material (Solder Tabs)	Finish (Solder Tabs)

GENERAL TOLERANCE	
0	±0.35
.0	±0.30
.00	±0.20
.000	±0.10



Approved by	Check	Design	Standard	3.0mm 180° WAFER SMT		
LI	CLYDE	LU	P/N	JVT3026WLP-2XXSWP1-S		
			Map title	031	Version	A0

Version	Content of change	Date	Signature	Unit	mm	Scale	1:1	Date	20170724
---------	-------------------	------	-----------	------	----	-------	-----	------	----------