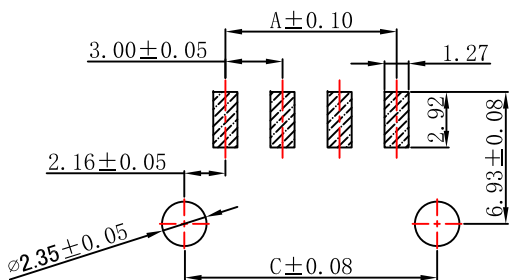
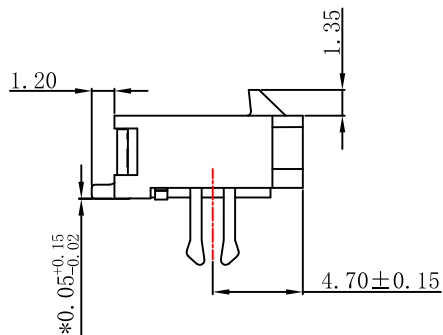
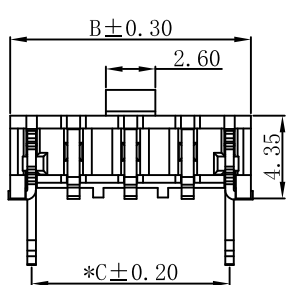
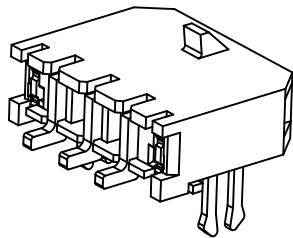
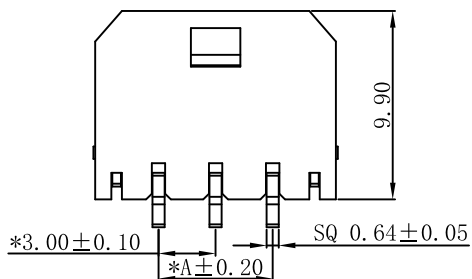
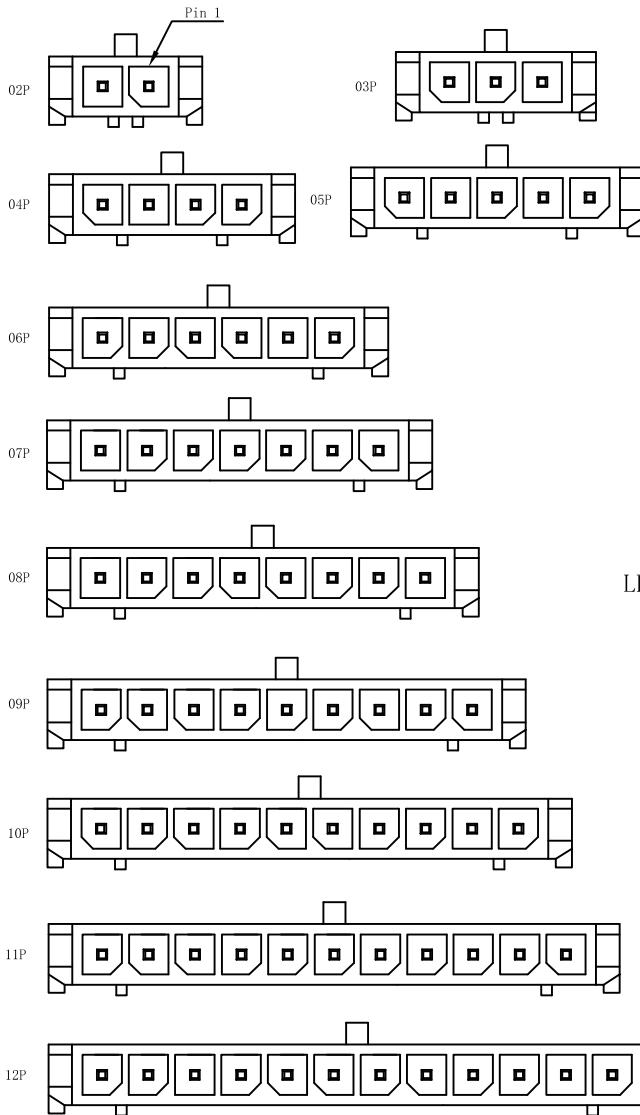


RoHS



P. C. B LAYOUT

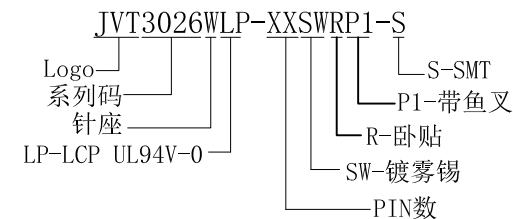


Specifications

- Voltage rating: 250V AC / DC
- Current rating: 5A AC / DC
- Withstanding voltage: 1000V AC/minute
- Temperature range: -40° C~+105° C
- Insulation resistance: ≥1000MΩ
- Contact resistance: ≤10mΩ
- After environmental testing ≤20mΩ
- Suitable JVT3025T series Terminal  
JVT3025H series Housing
- " \* " is the key control size

WAFER

- Material: Base LCP UL94V-0  
Contact, Brass Tin-plated



PART NO.	Dimensions (mm)		
	A	B	C
02	3.00	9.65	7.40
03	6.00	12.65	10.40
04	9.00	15.65	13.40
05	12.00	18.65	16.40
06	15.00	21.65	19.40
07	18.00	24.65	22.40
08	21.00	27.65	25.40
09	24.00	30.65	28.40
10	27.00	33.65	31.40
11	30.00	36.65	34.40
12	33.00	39.65	37.40

			GENERAL TOLERANCE			Approved by			Check			Design			Standard			3.0mm 90° SMT WAFER 带鱼叉											
			0 ±0.35			LI			CLYDE			LU			P/N			JVT3026WLP-XXSWRP1-S											
			.0 ±0.30			Date			Date			Map title			031			Version											
Version			Content of change			Signature			Unit			mm			Scale			1:1			Date			20220510			A0		
A			B			C			D			E			F			G			H								

